

Facelift Prime

GUEST / TANDEM / BENCHES / TABLES

Effective: August 1, 2022

T R I N I T Y

Date:

Page:

Modification:

Description:

DESCRIPTION:

- Upholstery Frames: Steel, Plywood & Hardwood
- Seat: High Density Polyurethane Foam Over Strap Webbing
- Back: High Density Polyurethane Foam Over Sinuous Wire Springs
- Upholstered Covers: Attached w/ Velcro / Removable For Maintenance
- Exposed Wood Legs: Solid Hardwood / Removable For Maintenance
- Antimicrobial Moisture Barrier Fully Encapsulates All Foam Areas
- Leather Upholstery Not Available
- Lifetime Warranty

Behavioral Chair:

- Upholstery Frames: Steel, Plywood & Hardwood
- Recycled 22" Wide 1 1/2" X 1 1/2" Steel Inner-frame
- Seat: High Density Polyurethane Foam Over Sheet Webbing
- Back: High Density Polyurethane Foam Over Hardwood Plywood

- Arms: Held In Place By Non-Removable Helical Fasteners
- Exposed Wood Legs: Solid Hardwood / Removable For Maintenance
- Full Underbody Panel
- Tamperproof Screws On Seat Pan
- Full Clean-Out Between Seat & Back
- No Exposed Hardware Or "Pick Points"
- All Staples Are Concealed & Inaccessible

Behavioral Chair Enhancements:


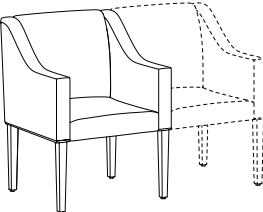
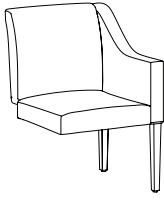
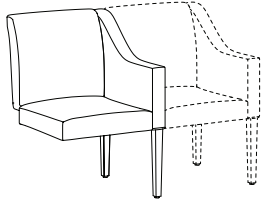

- Vacuum Formed ABS Under Panel With Drain
- Additional Weight Can Be Added To The Seat
- Can Be Bolted To Floor
- Replaceable Seat Cover w/ Antimicrobial Moisture Barrier
- Bariatric 30" Wide 500lbs. Available

OPTIONS:

- WAC-2 Solid Wood Arm Caps (Set Of 2)\$143
- UAC-2 Black Urethane Arm Caps (Set Of 2)\$193
- PM1 Power/Data Module (1-Power / 1-USB 2 Port Simplex Charger)\$836

Tablet Arm / Cup Holder Options (See Facelift Prime Guest/Tandem Options Page)
Specify Exposed Wood Finish (See Page 6)
Biscuit Tufting Available Upon Request (Contact Customer Service For Pricing)

NOTE: All Seating Configurations Are Viewed From Left To Right Facing. Please Attach A Layout Showing Seating Configuration w/ Your Order. Assembled Units Must Be Shipped In Configurations Of 3 Or Less.

GUEST / TANDEM		ITEM #:	SPECIFICATIONS GRADES LIST PRICES:												
	ARM SIDE CHAIR		Overall: 24"w 28"d 34"h Seat: 19"w 20"d 19"h			Arm: 26"h Weight: 60 lbs.			COM: 4 yds. COL: n/a						
	1720	1320	N/A	1454	1557	1660	1763	1866	1969	2072	2175	2278	2382	N/A	N/A
	1720-R	157	N/A	355	458	561	664	767	870	973	1076	1179	1282	N/A	N/A
			<i>Tight Seat & Back / Removable Upholstery</i> <i>Replacement Upholstery Covers</i>												
	ARM CHAIR / ACCEPTS SEAT ON RIGHT		Overall: 24"w 28"d 34"h Seat: 19"w 20"d 19"h			Arm: 26"h Weight: 60 lbs.			COM: 4 yds. COL: n/a						
	1720-C	1320	N/A	1454	1557	1660	1763	1866	1969	2072	2175	2278	2382	N/A	N/A
	1720-CR	157	N/A	355	458	561	664	767	870	973	1076	1179	1282	N/A	N/A
			<i>Tight Seat & Back / Removable Upholstery</i> <i>Replacement Upholstery Covers</i>												
	ARM CHAIR / ADD-A-SEAT		Overall: 21.5"w 28"d 34"h Seat: 19"w 20"d 19"h			Arm: 26"h Weight: 45 lbs.			COM: 3 yds. COL: n/a						
	1721	1001	N/A	1098	1174	1249	1325	1400	1476	1552	1627	1703	1778	N/A	N/A
	1721-R	127	N/A	271	347	422	498	574	649	725	800	876	952	N/A	N/A
			<i>Tight Seat & Back / Removable Upholstery</i> <i>Replacement Upholstery Covers</i>												
	ARM CHAIR / ADD-A-SEAT / ACCEPTS SEAT ON RIGHT		Overall: 21.5"w 28"d 34"h Seat: 19"w 20"d 19"h			Arm: 26"h Weight: 45 lbs.			COM: 3 yds. COL: n/a						
	1721-C	1001	N/A	1098	1174	1249	1325	1400	1476	1552	1627	1703	1778	N/A	N/A
	1721-CR	127	N/A	271	347	422	498	574	649	725	800	876	952	N/A	N/A
			<i>Tight Seat & Back / Removable Upholstery</i> <i>Replacement Upholstery Covers</i>												
	WINGBACK BEHAVIORAL HEALTH CHAIR / URETHANE ARMS		Overall: 26"w 28.5"d 46"h Seat: 21"w 20"d 19"h			Arm: 26.5"h Weight: 80 lbs.			COM: 4 yds. COL: n/a						
	BH1722-WB	1986	N/A	2084	2187	2290	2393	2496	2600	2703	2806	2909	3012	N/A	N/A
				<i>Tight Seat & Back / Removable Upholstery Seat Only</i>											

Meets Behavioral Health Requirements

DESCRIPTION:

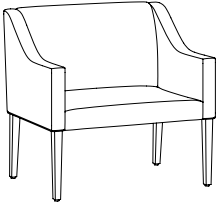
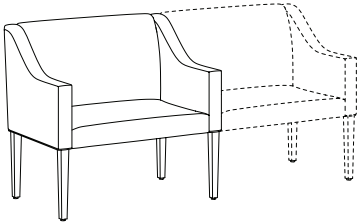

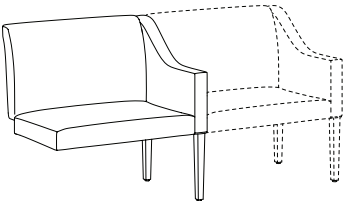
- Upholstery Frames: Steel, Plywood & Hardwood
- Seat: High Density Polyurethane Foam Over Strap Webbing
- Back: High Density Polyurethane Foam Over Sinuous Wire Springs
- Upholstered Covers: Attached w/ Velcro / Removable For Maintenance
- Exposed Wood Legs: Solid Hardwood / Removable For Maintenance
- Antimicrobial Moisture Barrier Fully Encapsulates All Foam Areas
- Leather Upholstery Not Available
- Lifetime Warranty

OPTIONS:

- WAC-2 Solid Wood Arm Caps (Set Of 2)\$143
- UAC-2 Black Urethane Arm Caps (Set Of 2).....\$193
- PM1 Power/Data Module (1-Power / 1-USB 2 Port Simplex Charger)\$836

Tablet Arm / Cup Holder Options (See Facelift Prime Guest/Tandem Options Pages)
Specify Exposed Wood Finish (See Page 6)
Biscuit Tufting Available Upon Request (Contact Customer Service For Pricing)

NOTE: All Seating Configurations Are Viewed From Left To Right Facing. Please Attach A Layout Showing Seating Configuration w/ Your Order. Assembled Units Must Be Shipped In Configurations Of 3 Or Less.

TANDEM / BARIATRIC		ITEM #:	SPECIFICATIONS GRADES LIST PRICES:													
BARIATRIC ARM SIDE CHAIR			Overall: 34"w 28"d 34"h			Arm: 26"h			COM: 4.25 yds.							
			Seat: 29"w 20"d 19"h			Weight: 65 lbs.			COL: n/a							
			COM	COL	1	2	3	4	5	6	7	8	9	10	L1	L2
	1730		1648	N/A	1778	1888	1998	2108	2218	2328	2438	2548	2658	2768	N/A	N/A
<i>Tight Seat & Back / Removable Upholstery / 500 lb. Weight Capacity</i>																
	1730-R		172	N/A	382	492	602	712	822	932	1042	1152	1262	1372	N/A	N/A
<i>Replacement Upholstery Covers</i>																
BARIATRIC ARM CHAIR / ACCEPTS SEAT ON RIGHT			Overall: 34"w 28"d 34"h			Arm: 26"h			COM: 4.25 yds.							
			Seat: 29"w 20"d 19"h			Weight: 65 lbs.			COL: n/a							
			COM	COL	1	2	3	4	5	6	7	8	9	10	L1	L2
	1730-C		1648	N/A	1778	1888	1998	2108	2218	2328	2438	2548	2658	2768	N/A	N/A
<i>Tight Seat & Back / Removable Upholstery / 500 lb. Weight Capacity</i>																
	1730-CR		172	N/A	382	492	602	712	822	932	1042	1152	1262	1372	N/A	N/A
<i>Replacement Upholstery Covers</i>																
BARIATRIC ARM CHAIR / ADD-A-SEAT			Overall: 31.5"w 28"d 34"h			Arm: 26"h			COM: 3.75 yds.							
			Seat: 29"w 20"d 19"h			Weight: 50 lbs.			COL: n/a							
			COM	COL	1	2	3	4	5	6	7	8	9	10	L1	L2
	1731		1335	N/A	1455	1551	1647	1743	1840	1936	2032	2128	2224	2321	N/A	N/A
<i>Tight Seat & Back / Removable Upholstery / 500 lb. Weight Capacity</i>																
	1731-R		141	N/A	325	421	518	614	710	806	903	999	1095	1191	N/A	N/A
<i>Replacement Upholstery Covers</i>																
BARIATRIC ARM CHAIR / ADD-A-SEAT / ACCEPTS SEAT ON RIGHT			Overall: 31.5"w 28"d 34"h			Arm: 26"h			COM: 3.75 yds.							
			Seat: 29"w 20"d 19"h			Weight: 50 lbs.			COL: n/a							
			COM	COL	1	2	3	4	5	6	7	8	9	10	L1	L2
	1731-C		1335	N/A	1455	1551	1647	1743	1840	1936	2032	2128	2224	2321	N/A	N/A
<i>Tight Seat & Back / Removable Upholstery / 500 lb. Weight Capacity</i>																
	1731-CR		141	N/A	325	421	518	614	710	806	903	999	1095	1191	N/A	N/A
<i>Replacement Upholstery Covers</i>																

DESCRIPTION:

- Upholstery Frames: Steel, Plywood & Hardwood
- Seat: High Density Polyurethane Foam Over Strap Webbing
- Back: High Density Polyurethane Foam Over Sinuous Wire Springs
- Upholstered Covers: Attached w/ Velcro / Removable For Maintenance
- Exposed Wood Legs: Solid Hardwood / Removable For Maintenance
- Antimicrobial Moisture Barrier Fully Encapsulates All Foam Areas
- Leather Upholstery Not Available
- Lifetime Warranty

OPTIONS:

- WAC-2 Solid Wood Arm Caps (Set Of 2)\$143
- UAC-2 Black Urethane Arm Caps (Set Of 2).....\$193
- PM1 Power/Data Module (1-Power / 1-USB 2 Port Simplex Charger)\$836


Tablet Arm / Cup Holder Options (See Facelift Prime Guest/Tandem Options Pages)
Specify Exposed Wood Finish (See Page 6)
Biscuit Tufting Available Upon Request (Contact Customer Service For Pricing)

NOTE: All Seating Configurations Are Viewed From Left To Right Facing. Please Attach A Layout Showing Seating Configuration w/ Your Order. Assembled Units Must Be Shipped In Configurations Of 3 Or Less.

TANDEM

ITEM #: SPECIFICATIONS | GRADES | LIST PRICES:

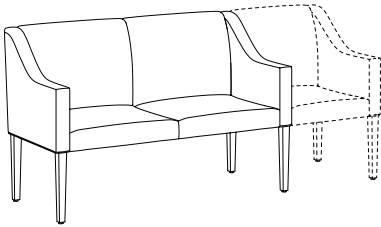
TWO PLACE SOFA



Overall: 52"w 28"d 34"h **Arm:** 26"h **COM:** 5.25 yds.
Seat: 47"w 20"d 19"h **Weight:** 135 lbs. **COL:** n/a

COM	COL	1	2	3	4	5	6	7	8	9	10	L1	L2	
1748	N/A	2287	2424	2562	2699	2836	2974	3111	3249	3386	3524	N/A	N/A	
<i>Tight Seat & Back / Removable Upholstery</i>														
1748-R	N/A	265	525	663	800	938	1075	1212	1350	1487	1625	1762	N/A	N/A
<i>Replacement Upholstery Covers</i>														


TWO PLACE SOFA / ACCEPTS SEAT ON RIGHT



Overall: 52"w 28"d 34"h **Arm:** 26"h **COM:** 5.25 yds.
Seat: 47"w 20"d 19"h **Weight:** 135 lbs. **COL:** n/a

COM	COL	1	2	3	4	5	6	7	8	9	10	L1	L2	
1748-C	N/A	2287	2424	2562	2699	2836	2974	3111	3249	3386	3524	N/A	N/A	
<i>Tight Seat & Back / Removable Upholstery</i>														
1748-CR	N/A	265	525	663	800	938	1075	1212	1350	1487	1625	1762	N/A	N/A
<i>Replacement Upholstery Covers</i>														

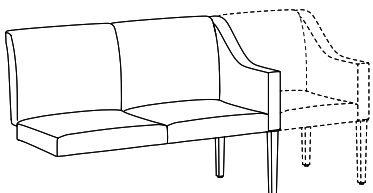
TWO PLACE SOFA / ADD-A-SEAT



Overall: 49.5"w 28"d 34"h **Arm:** 26"h **COM:** 4.75 yds.
Seat: 47"w 20"d 19"h **Weight:** 120 lbs. **COL:** n/a

COM	COL	1	2	3	4	5	6	7	8	9	10	L1	L2	
1749	N/A	1945	2069	2192	2316	2440	2563	2687	2811	2935	3058	N/A	N/A	
<i>Tight Seat & Back / Removable Upholstery</i>														
1749-R	N/A	198	434	558	682	806	929	1053	1177	1300	1424	1548	N/A	N/A
<i>Replacement Upholstery Covers</i>														

TWO PLACE SOFA / ADD-A-SEAT / ACCEPTS SEAT ON RIGHT



Overall: 49.5"w 28"d 34"h **Arm:** 26"h **COM:** 4.75 yds.
Seat: 47"w 20"d 19"h **Weight:** 120 lbs. **COL:** n/a

COM	COL	1	2	3	4	5	6	7	8	9	10	L1	L2	
1749-C	N/A	1945	2069	2192	2316	2440	2563	2687	2811	2935	3058	N/A	N/A	
<i>Tight Seat & Back / Removable Upholstery</i>														
1749-CR	N/A	198	434	558	682	806	929	1053	1177	1300	1424	1548	N/A	N/A
<i>Replacement Upholstery Covers</i>														

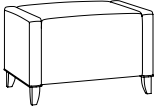
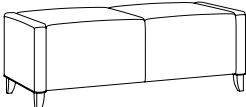
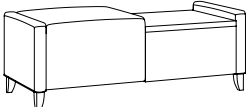
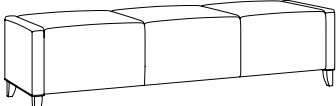
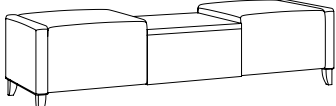
DESCRIPTION:

- Upholstery Frames: Steel, Plywood & Hardwood
- Seat: High Density Polyurethane Foam Over Strap Webbing
- Upholstered Covers: Attached w/ Velcro / Removable For Maintenance
- Exposed Wood Legs: Solid Hardwood / Removable For Maintenance
- Antimicrobial Moisture Barrier Fully Encapsulates All Foam Areas
- Leather Upholstery Not Available
- Lifetime Warranty

OPTIONS:

- 26HA 26" High Arms.....\$40 Per Arm
 - ARL Brushed Aluminum Round Legs (Set Of 4).....\$353
 - PM1 Power/Data Module (1-Power / 1-USB 2 Port Simplex Charger)\$836
- Specify Exposed Wood Finish (See Page 6)
Biscuit Tufting Available Upon Request (Contact Customer Service For Pricing)

NOTE: All Seating Configurations Are Viewed From Left To Right Facing. Please Attach A Layout Showing Seating Configuration w/ Your Order. Assembled Units Must Be Shipped In Configurations Of 3 Or Less.

BENCHES		ITEM #:	SPECIFICATIONS GRADES LIST PRICES:														
	BENCH / OTTOMAN		Overall: 28"w 22"d 19"h Seat: 23"w 22"d 19"h			Arm: n/a Weight: 40 lbs.			COM: 3.25 yds. COL: n/a								
	1761	COM COL 1 2 3 4 5 6 7 8 9 10 L1 L2	1045	N/A	1153	1235	1318	1400	1483	1565	1648	1730	1813	1895	N/A	N/A	
	1761-R	Removable Upholstery															
			147	N/A	304	386	469	551	634	716	799	881	964	1046	N/A	N/A	
			Replacement Upholstery Covers														
	TWO SEAT BENCH		Overall: 52"w 22"d 19"h Seat: 47"w 22"d 19"h			Arm: n/a Weight: 60 lbs.			COM: 4.5 yds. COL: n/a								
	1762	COM COL 1 2 3 4 5 6 7 8 9 10 L1 L2	1622	N/A	1767	1884	2001	2118	2235	2351	2468	2585	2702	2819	N/A	N/A	
	1762-R	Removable Upholstery															
			190	N/A	413	530	647	764	880	997	1114	1231	1348	1464	N/A	N/A	
			Replacement Upholstery Covers														
	SEAT / TABLE BENCH		Overall: 52"w 22"d 19"h Seat: 47"w 22"d 19"h			Arm: n/a Weight: 70 lbs.			COM: 3.25 yds. COL: n/a								
	1762-ST	COM COL 1 2 3 4 5 6 7 8 9 10 L1 L2	1876	N/A	1939	2022	2104	2186	2269	2351	2434	2516	2599	2681	N/A	N/A	
	1761-R	Removable Upholstery / High Pressure Laminate Top (Square Edge)															
			147	N/A	304	386	469	551	634	716	799	881	964	1046	N/A	N/A	
			Replacement Upholstery Covers														
	THREE SEAT BENCH		Overall: 76"w 22"d 19"h Seat: 71"w 22"d 19"h			Arm: n/a Weight: 85 lbs.			COM: 6 yds. COL: n/a								
	1763	COM COL 1 2 3 4 5 6 7 8 9 10 L1 L2	2135	N/A	2335	2493	2651	2809	2967	3125	3283	3441	3600	3758	N/A	N/A	
	1763-R	Removable Upholstery															
			232	N/A	536	694	852	1010	1168	1326	1484	1642	1800	1958	N/A	N/A	
			Replacement Upholstery Covers														
	SEAT / TABLE / SEAT BENCH		Overall: 76"w 22"d 19"h Seat: 71"w 22"d 19"h			Arm: n/a Weight: 95 lbs.			COM: 4.5 yds. COL: n/a								
	1763-ST	COM COL 1 2 3 4 5 6 7 8 9 10 L1 L2	2384	N/A	2488	2604	2721	2838	2955	3072	3188	3305	3422	3539	N/A	N/A	
	1762-R	Removable Upholstery / High Pressure Laminate Top (Square Edge)															
			190	N/A	413	530	647	764	880	997	1114	1231	1348	1464	N/A	N/A	
			Replacement Upholstery Covers														

DESCRIPTION:

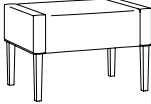
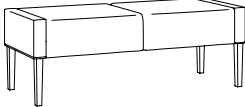
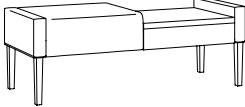
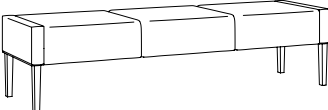
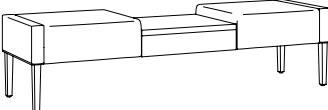
- Upholstery Frames: Steel, Plywood & Hardwood
- Seat: High Density Polyurethane Foam Over Strap Webbing
- Upholstered Covers: Attached w/ Velcro / Removable For Maintenance
- Exposed Wood Legs: Solid Hardwood / Removable For Maintenance
- Antimicrobial Moisture Barrier Fully Encapsulates All Foam Areas
- Leather Upholstery Not Available
- Lifetime Warranty

OPTIONS:

- 26HA 26" High Arms\$40 Per Arm
- PM1 Power/Data Module (1-Power / 1-USB 2 Port Simplex Charger)\$836

Specify Exposed Wood Finish (See Page 6)
 Biscuit Tufting Available Upon Request (Contact Customer Service For Pricing)
 Veneer Table Tops (Contact Factory)

NOTE: All Seating Configurations Are Viewed From Left To Right Facing. Please Attach A Layout Showing Seating Configuration w/ Your Order. Assembled Units Must Be Shipped In Configurations Of 3 Or Less.


BENCHES		ITEM #:	SPECIFICATIONS GRADES LIST PRICES:												
BENCH / OTTOMAN 			Overall: 28"w 22"d 19"h			Arm: n/a			COM: 2 yds.						
			Seat: 23"w 22"d 19"h			Weight: 40 lbs.			COL: n/a						
			COM	COL	1	2	3	4	5	6	7	8	9	10	L1
	1771	983	N/A	1026	1074	1122	1170	1218	1266	1314	1362	1410	1459	N/A	N/A
		<i>Removable Upholstery</i>													
	1771-R	141	N/A	229	277	325	373	422	470	518	566	614	662	N/A	N/A
		<i>Replacement Upholstery Covers</i>													
TWO SEAT BENCH 			Overall: 52"w 22"d 19"h			Arm: n/a			COM: 3.25 yds.						
			Seat: 47"w 22"d 19"h			Weight: 50 lbs.			COL: n/a						
			COM	COL	1	2	3	4	5	6	7	8	9	10	L1
	1772	1520	N/A	1602	1684	1767	1849	1931	2014	2096	2179	2261	2344	N/A	N/A
		<i>Removable Upholstery</i>													
	1772-R	183	N/A	338	421	503	586	668	751	833	916	998	1080	N/A	N/A
		<i>Replacement Upholstery Covers</i>													
SEAT / TABLE BENCH 			Overall: 52"w 22"d 19"h			Arm: n/a			COM: 2 yds.						
			Seat: 47"w 22"d 19"h			Weight: 60 lbs.			COL: n/a						
			COM	COL	1	2	3	4	5	6	7	8	9	10	L1
	1772-ST	1698	N/A	1702	1750	1798	1846	1894	1942	1991	2039	2087	2135	N/A	N/A
		<i>Removable Upholstery / High Pressure Laminate Top (Square Edge)</i>													
	1771-R	141	N/A	229	277	325	373	422	470	518	566	614	662	N/A	N/A
		<i>Replacement Upholstery Covers</i>													
THREE SEAT BENCH 			Overall: 76"w 22"d 19"h			Arm: n/a			COM: 4 yds.						
			Seat: 71"w 22"d 19"h			Weight: 70 lbs.			COL: n/a						
			COM	COL	1	2	3	4	5	6	7	8	9	10	L1
	1773	1973	N/A	2071	2174	2277	2380	2484	2587	2690	2793	2896	2999	N/A	N/A
		<i>Removable Upholstery</i>													
	1773-R	226	N/A	420	523	626	729	832	935	1038	1141	1245	1348	N/A	N/A
		<i>Replacement Upholstery Covers</i>													
SEAT / TABLE / SEAT BENCH 			Overall: 76"w 22"d 19"h			Arm: n/a			COM: 3.25 yds.						
			Seat: 71"w 22"d 19"h			Weight: 80 lbs.			COL: n/a						
			COM	COL	1	2	3	4	5	6	7	8	9	10	L1
	1773-ST	2177	N/A	2223	2305	2388	2470	2553	2635	2718	2800	2883	2965	N/A	N/A
		<i>Removable Upholstery / High Pressure Laminate Top (Square Edge)</i>													
	1772-R	183	N/A	338	421	503	586	668	751	833	916	998	1080	N/A	N/A
		<i>Replacement Upholstery Covers</i>													

DESCRIPTION:

- Exposed Frames: Solid Maple, Self Edge, Vertical Direction
- Wilsonart Plastic Laminates Standard. Alternate Selections May Be Specified From Most Major Laminate Manufacturers. (Contact Factory For Availability)
- Lifetime Warranty

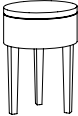
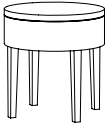
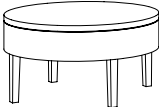


OPTIONS:




Specify Exposed Wood Finish / Laminate (See Page 6)





Square Edge Profile Standard

NOTE: All Seating Configurations Are Viewed From Left To Right Facing. Please Attach A Layout Showing Seating Configuration w/ Your Order. Assembled Units Must Be Shipped In Configurations Of 3 Or Less.

TABLES	ITEM #:	SPECIFICATIONS GRADES LIST PRICES:													
END TABLE / THREE LEG BASE 		Overall: 16" Diameter 23"h Weight: 20 lbs.													
		COM	COL	1	2	3	4	5	6	7	8	9	10	L1	L2
	1716D23-L	871 High Pressure Laminate Face / Self Edge													
	1716D23-C	1104 Solid Surface Face (Glacier White) / Self Edge													
END TABLE 		Overall: 22" Diameter 23"h Weight: 37 lbs.													
		COM	COL	1	2	3	4	5	6	7	8	9	10	L1	L2
	1722D23-L	1013 High Pressure Laminate Face / Self Edge													
	1722D23-C	1426 Solid Surface Face (Glacier White) / Self Edge													
COFFEE TABLE 		Overall: 36" Diameter 18"h Weight: 40 lbs.													
		COM	COL	1	2	3	4	5	6	7	8	9	10	L1	L2
	1736D18-L	2093 High Pressure Laminate Face / Self Edge													
	1736D18-C	3099 Solid Surface Face (Glacier White) / Self Edge													
18" / 180° ADJUSTABLE TABLE / CONNECTS ANY TANDEM CHAIR 		Overall: 18" Diameter Weight: 25 lbs.													
		COM	COL	1	2	3	4	5	6	7	8	9	10	L1	L2
	1718DC-L	714 High Pressure Laminate Face													
	1718DC-C	871 Solid Surface Face (Glacier White) / Self Edge													
22" / 180° ADJUSTABLE TABLE / CONNECTS ANY TANDEM CHAIR 		Overall: 22" Diameter Weight: 25 lbs.													
		COM	COL	1	2	3	4	5	6	7	8	9	10	L1	L2
	1722DC-L	726 High Pressure Laminate Face													
	1722DC-C	1040 Solid Surface Face (Glacier White) / Self Edge													

ARM CAPS / LEGS	OPTION #:	SPECIFICATIONS LIST PRICES AVAILABILITY:
<p>SOLID WOOD ARM CAPS</p> 	<p>WAC-2</p> <p>\$143 <i>(Specify Finish)</i></p> <p>Available: Facelift 1 Prime Guest / Tandem Units</p>	<p>Overall: 3.25"w 15"d 1.25"h</p>
<p>URETHANE ARM CAPS</p> 	<p>UAC-2</p> <p>\$193 <i>(Black Urethane)</i></p> <p>Available: Facelift 1 Prime Guest / Tandem Units</p>	<p>Overall: 3.25"w 15"d 1.25"h</p>
<p>BRUSHED ALUMINUM ROUND LEGS</p> 	<p>ARL</p> <p>\$353 (Set Of 4) <i>(Brushed Aluminum Finish)</i></p> <p>Available: Facelift 1 Prime Low Leg Benches (1761, 1762,1762-ST, 1763, 1763-ST)</p>	<p>Overall: 2" Diameter 5"h</p>

TABLET ARMS / POWER	OPTION #:	SPECIFICATIONS LIST PRICES AVAILABILITY:
<p>TABLET ARMS / CUP HOLDER</p> <p><i>Overall: 14" Diameter .75"h</i></p>		
 <p>Laminate Tablet Arm Shown w/ Cup Holder</p>  <p>Veneer Tablet Arm Shown w/ Cup Holder</p>  <p>Solid Surface Tablet Arm Shown w/ Cup Holder</p>	<p>TA-L \$440 <i>Tablet Arm With 360° Rotation - High Pressure Laminate. (Specify Laminate / Specify Left Or Right Facing Arm Location)</i></p> <p>TA-V \$503 <i>Tablet Arm With 360° Rotation - Sunburst Cherry Veneer. (Specify Finish / Specify Left Or Right Facing Arm Location)</i></p> <p>TA-C \$654 <i>Tablet Arm With 360° Rotation - White Solid Surface. (Available In White Only / Specify Left Or Right Facing Arm Location)</i></p> <p>CH-1 \$105 <i>Black Plastic Cup Holder (Only Available If Used With Tablet Arm)</i></p> <p>CH-2 \$157 <i>Spun Aluminum Cup Holder (Only Available If Used With Tablet Arm)</i></p> <p>Available: Facelift 1 Prime Collection</p>	
<p>DOUBLE ARTICULATING / SWIVEL TABLET ARM</p> <p><i>Overall: 14" Diameter .75"h</i></p>		
 <p>ATA-L Double Articulating / Swivel Tablet Arm</p>  <p>ATA-L w/ CH-1 Black Plastic Cup Holder</p>	<p>ATA-L \$865 <i>Tablet Arm With 360° Rotation - High Pressure Laminate. (Specify Laminate / Specify Left Or Right Facing Arm Location)</i></p> <p>ATA-V \$904 <i>Tablet Arm With 360° Rotation - Sunburst Cherry Veneer. (Specify Finish / Specify Left Or Right Facing Arm Location)</i></p> <p>ATA-C \$1089 <i>Tablet Arm With 360° Rotation - White Solid Surface. (Available In White Only / Specify Left Or Right Facing Arm Location)</i></p> <p>CH-1 \$105 <i>Black Plastic Cup Holder (Only Available If Used With Tablet Arm)</i></p> <p>CH-2 \$157 <i>Spun Aluminum Cup Holder (Only Available If Used With Tablet Arm)</i></p> <p>Available: Facelift 1 Prime Collection</p>	
<p>POWER / DATA MODULE</p> <p><i>Overall: 5.25"w 1.25"d 4.25"h</i></p>		
	<p>PM1 \$836 (1-Power / 1-USB 2 Port Simplex Charger Standard) <i>Vertical / Horizontal Mount Power Module. Price Varies By Socket. Contact Customer Service For Quote. (Additional Colors Available)</i></p> <p>Available: Facelift 1 Prime Collection</p>	

ARMS / COVERS	OPTION #:	SPECIFICATIONS LIST PRICES AVAILABILITY:
<p>26" HIGH ARMS</p> 	<p>26HA</p>	<p><i>Overall: 2.75"w 22"d 26"h</i></p> <hr/> <p>\$40 (Per Arm) <i>26" High Arms For Benches (Specify Fabric)</i></p> <p>Available: Facelift 1 Prime Benches</p>
<p>CONTRASTING COVERS</p> 	<p>CC</p>	<p><i>Overall: N/A</i></p> <hr/> <p>\$129 <i>NOTE: If Two Or More Upholsteries Or Leathers Are Used On Any Piece Of Furniture, Then A Contrast Charge Will Apply Per Order. When Using Trinity Upholstery, The Higher Priced Upholstery Grade Will Be Used In Pricing, Unless It's Trinity Leather With Fabric Contrast Welt, Or COM With Trinity Contrast Welt, Then Contact Customer Service For Pricing.</i></p> <p>Available: Facelift 1 Prime Collection</p>